


ALL-07 Interface PC Board Version	WMA - 08.2016	
	Interface	
	23/08/2016 22:32:20	
	Sheet: 1/2	

Notes:

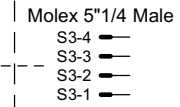
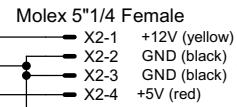
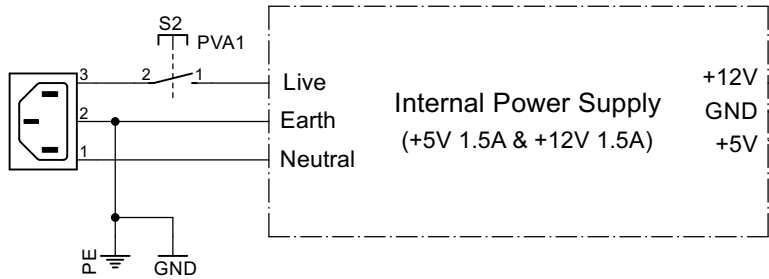
Connection between DB25 male and P2 on lower board is made with flat wire.
 Alternative: if reusing board, rewire 18-25 to GND with jumpers, and cut track from pin 15 of DB25 to GND. It is best also to replace DB25 female with a DB25 male (PCB type).

Pin 15 of DB25 is grounded on PC-based version and left open on LPT version (since pin 4 of P2 is not wired on ALL-07 lower board).

1:1 connections, 26 cond. flat wire



On/Off switch (back of ALL-07)



Lower board of ALL-07A

ALL-07 Interface
 Parallel Version

WMA - 08.2016
 Interface
 23/08/2016 22:32:20
 Sheet: 2/2